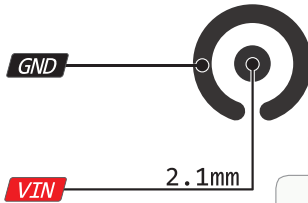


# UNO PINOUT

7-12V Depending on current drawn

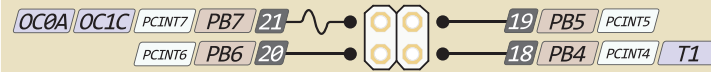
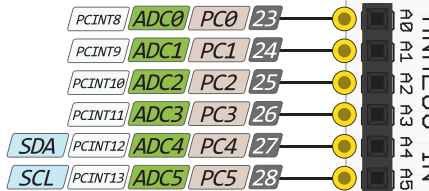
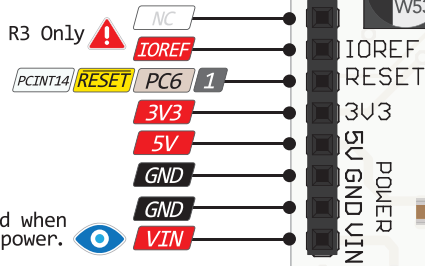


Absolute MAX per pin 40mA recommended 20mA

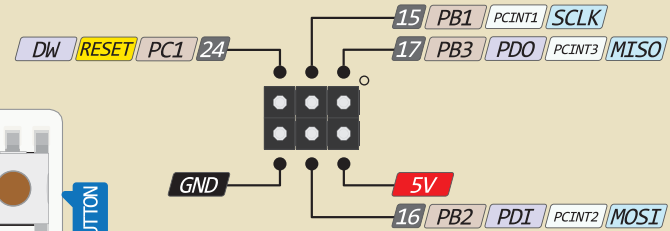
Absolute MAX 200mA for entire package

**IOREF** provides a logic reference voltage for shields that use it. It is connected to the 5V bus.

The input voltage to the board when it is running from external power. Not USB bus power.



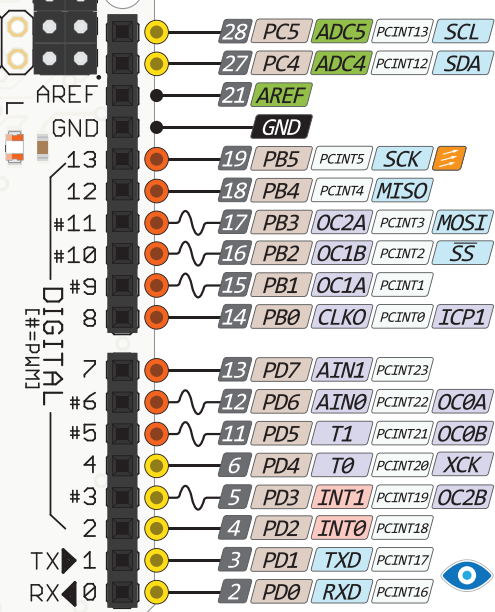
ATMEGA 82U/16U2 ICSP



Cut to disable autoreset

R3 Only

- Power
- GND
- Serial Pin
- Analog Pin
- Control
- INT
- Physical Pin
- Port Pin
- Pin function
- Interrupt Pin
- Port Power



Connected to the ATmega and used for USB program and communicating with it

The power sum for each pin's group should not exceed 100mA

